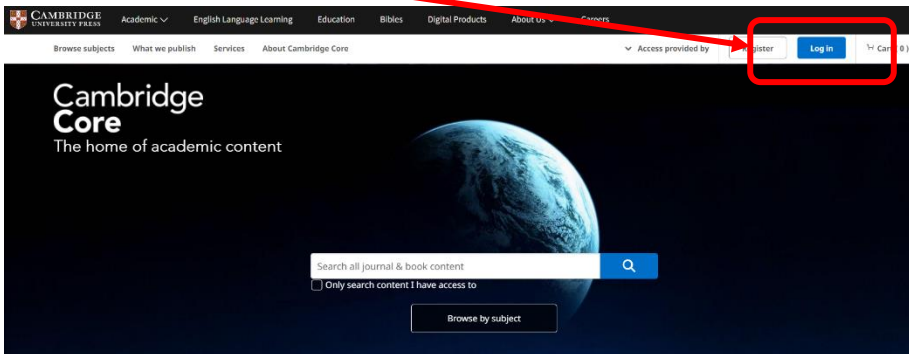


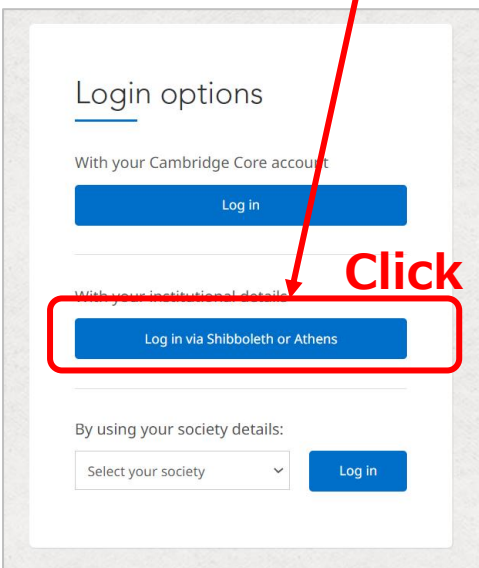
① 「Log in」をクリック

Click



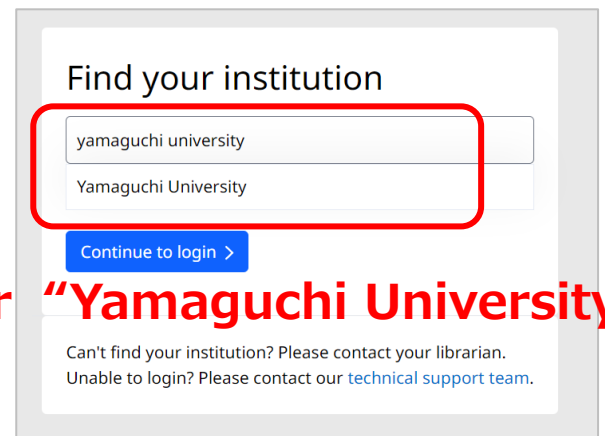
② 「Login options」で「Log in via Shibboleth or Athens」を選択

Click



③ 「Find for your Institution」に「Yamaguchi University」と入力して検索

Enter "Yamaguchi University"



④ 山口大学発行のアカウントでログイン

The screenshot shows the Yamaguchi University login page. The page features the university logo and a login form with fields for 'ユーザ名' (Username) and 'パスワード' (Password). A red box highlights the login form. Below the password field, there are checkboxes for 'ログインを記憶しません。' (Don't remember login) and '送信する情報を再度表示して送信の可否を選択します。' (Show information again to choose whether to send). A red 'Login' button is at the bottom.

Enter your YU ID/PW

⑤ 認証完了 Authentication is completed